

**Headquarters**   
Leadshine Technology Co., Ltd.

Address: 15-20/F, Block B, Nanshan I Valley, No.3157,  
Shahe West Road, Nanshan District, Shenzhen,  
Guangdong, China  
Tel: +86-755-26411692  
Fax: +86-755-2640 2718  
Website: [www.leadshine.com](http://www.leadshine.com)  
Emails: [sales@leadshine.com](mailto:sales@leadshine.com)(Sales)  
[tech@leadshine.com](mailto:tech@leadshine.com)(Technical Support)

**North America Office**   
Leadshine America, Inc.

Address: 26050 Towne Centre Dr.  
Foothill Ranch, CA 92610,  
USA  
Tel: 1-949-608-7270  
Fax: 1-949-638-7298  
Website: [www.Leadshineusa.com](http://www.Leadshineusa.com)  
Email: [sales@leadshineusa.com](mailto:sales@leadshineusa.com)(Sales)  
[support@leadshineusa.com](mailto:support@leadshineusa.com)(Technical Support)

# EL8 Series

## High End AC Servo System



EtherCAT 



Modbus 

STO  
SIL3

High Performance

Powerful Functions

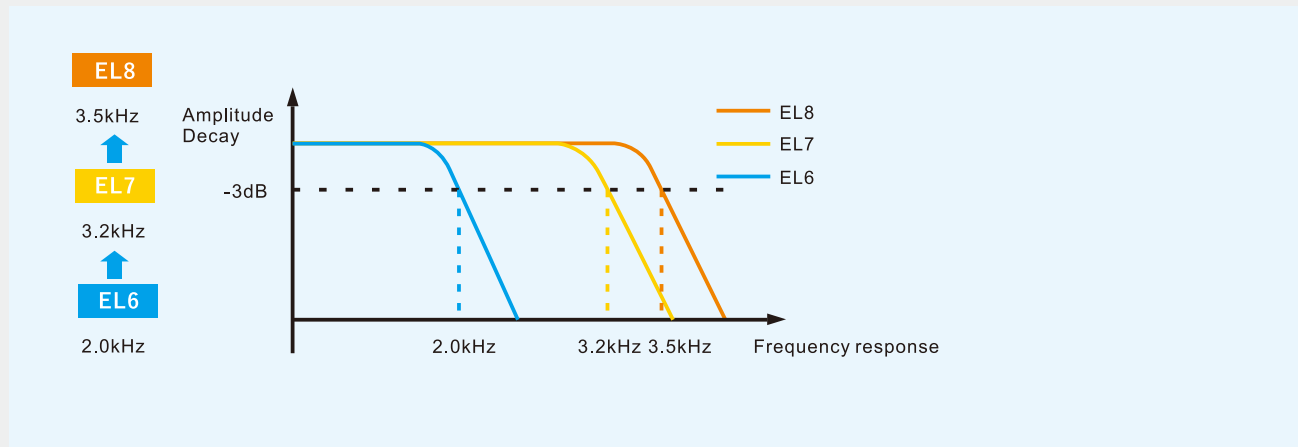
Safe & Reliable

# Main Advantages of EL8 Series Servo Drives

## Higher system performance

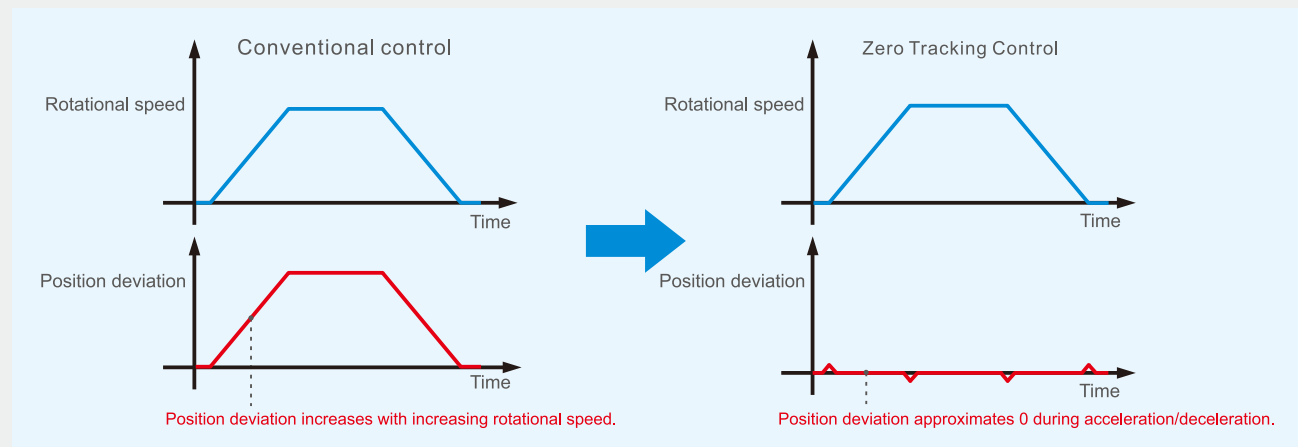
### Quick Frequency Response

- Frequency response of 3.5kHz, quicker system response and better precision.




### Zero Tracking Control (ZTC)

- Internal zero tracking control, increases system process precision, shorten tuning time.



### High quality servo motor

- IP rating of IP67 with better performance and reliability.
- Motor comes with direct connectors which is easier for installation and more reliable.



Splash

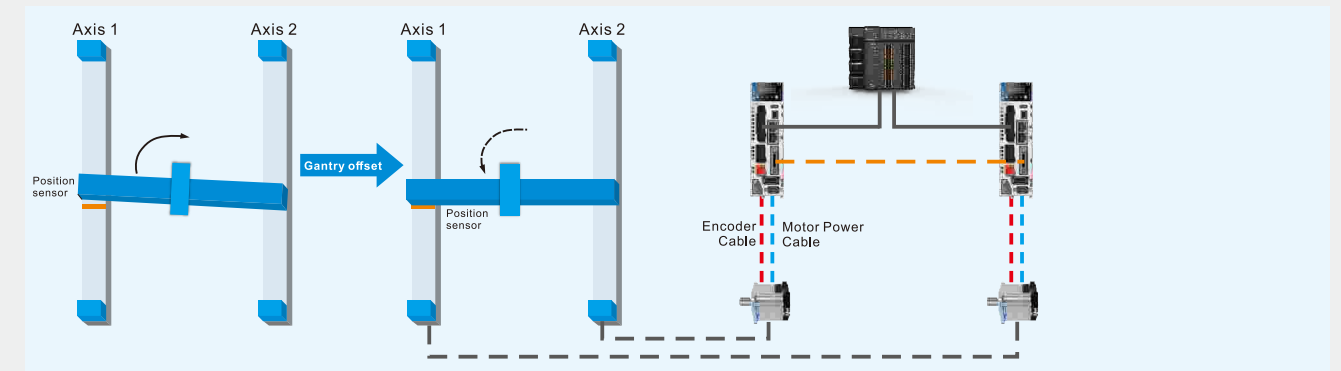
Moisture

Submerged

## Better functionalities

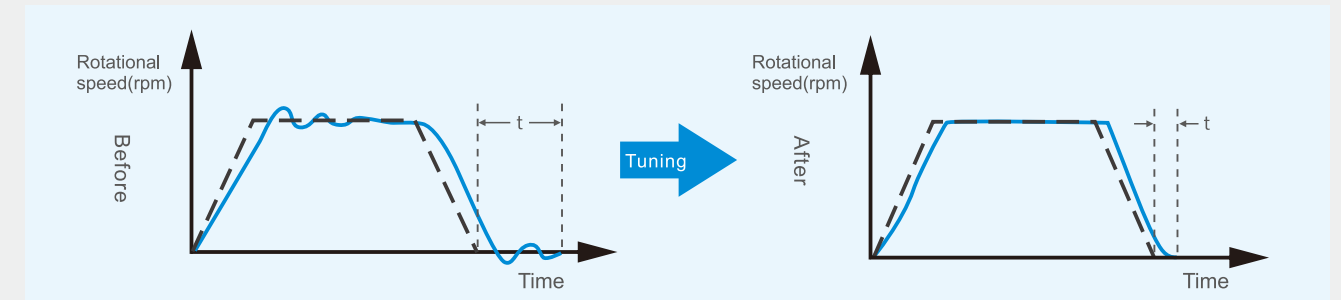
### Gantry synchronization (Coming soon !)

- Gantry synchronization MIMO technique, breaking through foreign technological barrier.
- EL8 series servo drive is able to realize axis synchronization and alignment automatically without input from master device.
- When position deviation exceeds alarm threshold, alarm will occur to guarantee operational safety.

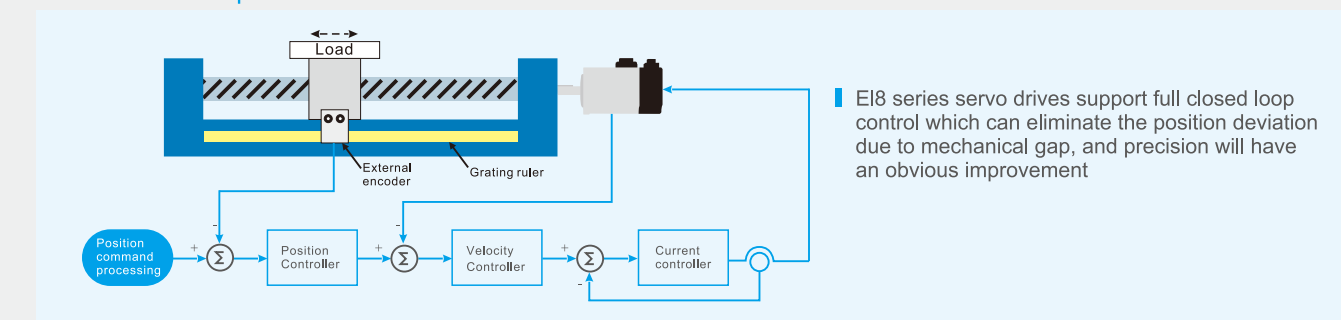


### One-click tuning

- Upgraded one-click tuning. Follow a few easy steps to get servo tuning done. Gain adjustments will be automatically set, shortening tuning time.

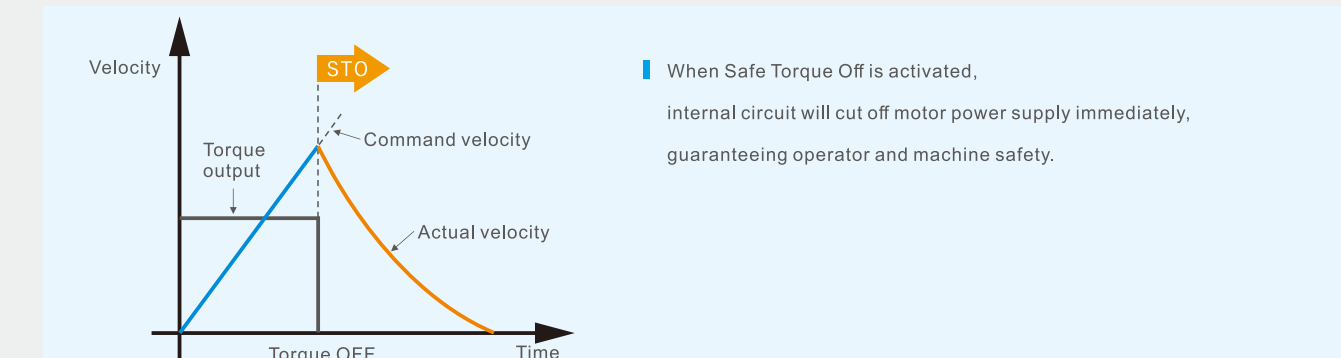


### Full closed loop control




## High security guarantee for safe application

### Safe Torque Off (SIL3)




- When Safe Torque Off is activated, internal circuit will cut off motor power supply immediately, guaranteeing operator and machine safety.

## Servo drive ports

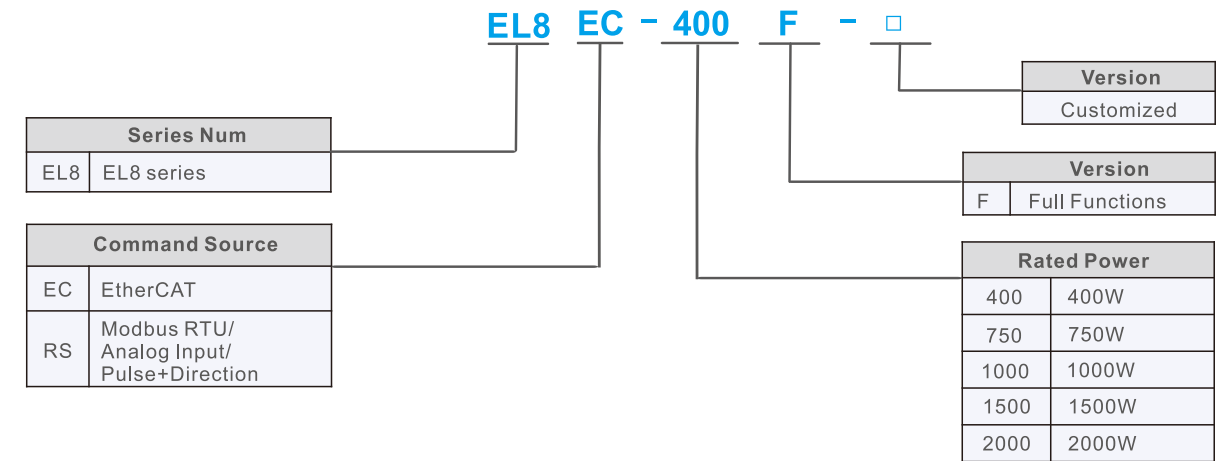


(EL8-EC)



(EL8-RS)

## Part Numbers



## Specifications

EL8 Series	EL8-EC400F EL8-RS400F	EL8-EC750F EL8-RS750F	EL8-EC1000F EL8-RS1000F	EL8-EC1500F EL8-RS1500F	EL8-EC2000F EL8-RS2000F
Power Rating (W)	400W	750W	1000W	1500W	2000W
Rated Current (A)	2.8	5.5	7.0	9.5	12
Peak Current (A)	9.3	16.9	21.2	31.1	36
Control Circuit Power Supply	1-Ph AC 200V–240VAC, -10% - +10%, 50/60Hz				
Main Power Supply	1-Ph/3-Ph AC 200V–240VAC, -10% - +10%, 50/60Hz				
Dimension H*L*W (mm)	150*150*43	150*160*55		80*168*183	

## EL8 Series Upgraded Hardware Features

Model	EtherCAT	Modbus/ Pulse+Dir/ Analogue	USB Type-C Tuning Port	Direct Drive Holding Brake	2nd Encoder	STO S/L3	Digital Input	Digital Output	Analog Input	Analog Output
EL8-EC***F	✓		✓	✓	✓	✓	8	3	2	2
EL8-RS***F		✓	✓	✓	✓	✓	10	6	3	2

## EL8 Series Whole New Advanced Functions

Model	Zero Tracking Control	Full Closed Loop Control	One-Click Tuning	42-points Position Comparison	PR mode	Touch Probe Function
EL8-EC***F	✓	✓	✓	✓		✓
EL8-RS***F	✓	✓	✓	✓	✓	